

Industrial Indicators of the Buenos Aires Province

This report presents the results for the month of
July 2012.

September 11, 2012

Summary

In July 2012, eight of the fourteen activities included in the Industrial Indicators of the Buenos Aires Province showed year-over-year increases in their levels of production. The highest increases were: Manufacture of pickup trucks, Production of cold cuts and Manufacture of passenger and freight transport vehicles which increased 29.9%, 11.2% and 9.5%, respectively.

Considering the accumulated variation were six activities that increased their production. The highest increases were: Production of cold cuts (10.1%), Production and processing of poultry (6.7%) and Manufacture of pickup trucks (6.1%).

On the other hand, six activities showed year-over-year and accumulated decreases in their level of production: Production of cookies and cakes, Edition of newspapers, magazines and periodicals publications, Production of cement, Manufacture of basic iron and steel and Manufacture of family cars and minivans.

The following tables show the monthly, year-over-year and accumulated variation of the selected activities.

Table 1

Variation of selected activities July 2012

Activity	Variation		
	Monthly	Y/Y	Accumulated
Production and processing of poultry	▼	▲	▲
Production of cold cuts	▲	▲	▲
Production of milk and dried milk products	▼	▲	▲
Grinding wheat	▲	▲	▼
Production of cookies and cakes	▼	▼	▼
Production of beer, malt liquors and malt	▲	▲	▲
Production of cigarettes and tobacco products n.e.c.	▲	▲	▲
Edition of newspapers, magazines and periodicals publications	▼	▼	▼
Manufacture of refined petroleum	▲	=	▼
Production of cement	▲	▼	▼
Manufacture of basic iron and steel	▼	▼	▼
Manufacture of family cars and minivans	▲	▼	▼
Manufacture of pickup trucks	▲	▲	▲
Manufacture of passenger and freight transport vehicles	▲	▲	▼

Provisional data.

Source: Dirección Provincial de Estadística (DPE).

Table 2
Activities grouped according to their Y/Y variation and accumulated variation
July 2012

Accumulated variations (Jan-Jul)		
Sign	+	-
Y/Y variations (July)	Production and processing of poultry Production of cold cuts Production of milk and dried milk products Production of beer, malt liquors and malt Production of cigarettes and tobacco products n.e.c. Manufacture of pickup trucks	Grinding wheat Manufacture of passenger and freight transport vehicles
		Production of cookies and cakes Edition of newspapers, magazines and periodicals publications Production of cement Manufacture of basic iron and steel Manufacture of family cars and minivans

Provisional data.

Source: Dirección Provincial de Estadística (DPE).

Variation of the Industry in July 2012 for selected activities

This report shows the performance of 12 activities, divided into 14 series that include: Production and processing of poultry; Production of cold cuts; Production of milk and dried milk products; Grinding wheat; Production of cookies and cakes; Production of beer, malt liquors and malt; Production of cigarettes and tobacco products n.e.c.; Edition of newspapers, magazines and periodicals publications; Manufacture of refined petroleum; Production of cement; Manufacture of basic iron and steel; Manufacture of family cars and minivans; Manufacture of pickup trucks¹ and Manufacture of passenger and freight transport vehicles.

Table 3 shows percentage variations (monthly, year-over-year, and accumulated) of the selected series for July 2012.

Table 3
Percentage variations
July 2012

Cnae Code 1997	Activity	Percentage Variations		
		Monthly	Y/Y	Accumulated to July 2012 inter-annual
15112	Production and processing of poultry	-5.3	3.6	6.7
15113	Production of cold cuts	0.4	11.2	10.1
15201	Production of milk and dried milk products	-3.5	1.7	1.5
15311	Grinding wheat	11.7	5.4	-6.8
15411	Production of cookies and cakes	-18.4	-22.8	-3.9
15530	Production of beer, malt liquors and malt	27.7	2.3	2.3
16009	Production of cigarettes and tobacco products n.e.c.	12.5	6.5	0.5
22120	Edition of newspapers, magazines and periodicals publications	-1.3	-6.4	-4.8
23200	Manufacture of refined petroleum	7.0	0.0	-0.4
26941	Production of cement	2.8	-5.1	-5.5
27100	Manufacture of basic iron and steel	-32.5	-40.5	-8.4
34100	Manufacture of Automobiles			
	Family cars and minivans	100.0	-0.6	-20.7
	Pickup trucks	12.0	29.9	6.1
	Passenger and freight transport vehicles	67.7	9.5	-21.9

Provisional data.

0 indicates data equal to zero by rounding.

Source: Dirección Provincial de Estadística (DPE)

¹ This category also includes some models of family cars whose interior are adapted to carry some cargo.

Table 4 shows the evolution of the selected series (in index values) for the period 2007 - July 2012.

Table 4 Annual and Monthly Indexes Base year 1999=100							
Period	Production and processing of poultry	Production of cold cuts	Production of milk and dried milk products	Grinding wheat	Production of cookies and cakes	Production of beer, malt liquors and malt	Production of cigarettes and tobacco products n.e.c.
2007	140.63	110.36	116.93	98.01	201.57	113.86	88.31
2008	149.13	115.84	116.96	101.84	172.63	121.50	95.18
2009	163.27	118.74	115.54	98.03	193.05	123.31	99.31
2010	174.08	120.28	117.58	100.19	202.26	129.52	108.61
2011							
Jan-11	176.09	119.46	102.57	103.54	165.22	186.43	118.62
Feb-11	178.16	121.51	106.71	99.45	184.92	154.79	114.45
Mar-11	188.69	117.81	123.57	88.70	221.52	142.76	104.42
Apr-11	188.58	126.78	112.95	101.77	209.68	132.01	114.05
May-11	195.49	117.62	122.44	106.97	211.92	98.57	120.93
Jun-11	190.72	119.87	118.69	106.75	214.80	80.52	110.71
Jul-11	183.44	126.28	116.83	100.26	205.93	96.78	108.53
Aug-11	204.75	134.18	121.19	92.85	221.45	121.48	104.44
Sep-11	201.75	137.35	110.07	97.16	208.63	127.94	109.75
Oct-11	192.05	131.24	110.60	91.93	207.46	140.12	96.88
Nov-11	206.62	130.98	108.15	89.40	206.16	160.42	96.91
Dec-11	206.80	133.12	112.53	72.16	179.74	175.88	93.30
2012							
Jan-12	212.79	136.76	112.64	97.13	200.12	186.44	119.02
Feb-12	175.73	121.27	108.90	78.78	197.21	162.53	107.58
Mar-12	220.32	144.02	119.47	92.70	168.26	159.82	128.35
Apr-12	178.69	116.48	111.36	85.21	209.35	125.02	104.35
May-12	210.98	135.97	121.15	105.37	231.03	102.25	118.16
Jun-12	200.49	139.80	123.21	94.58	194.65	77.55	102.77
Jul-12	189.96	140.41	118.86	105.66	158.89	99.04	115.58

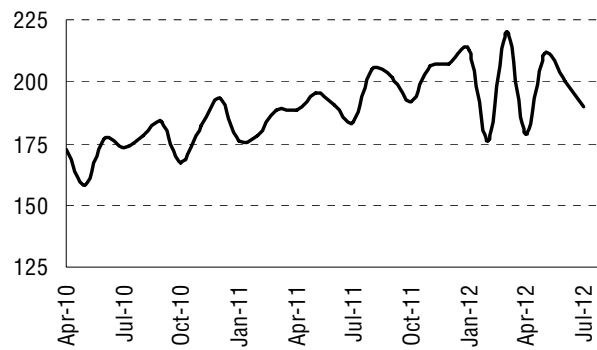
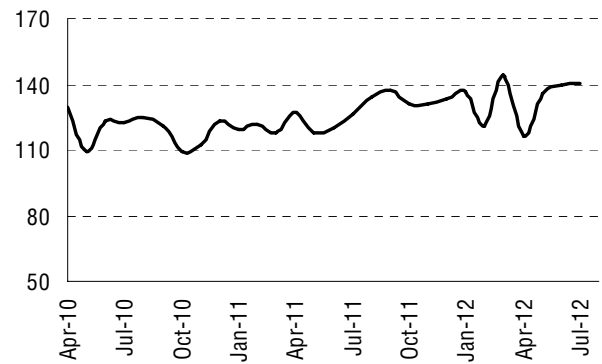
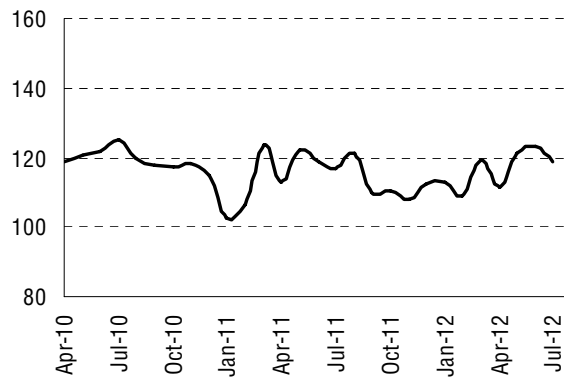
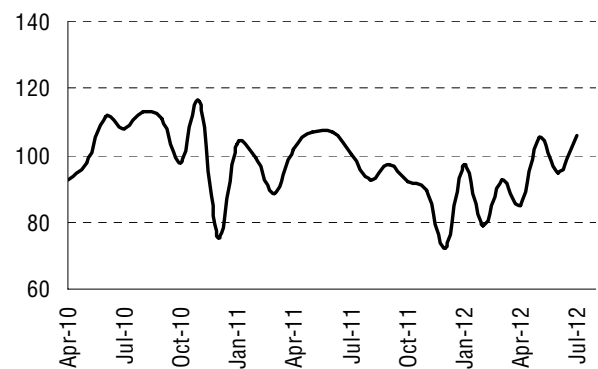
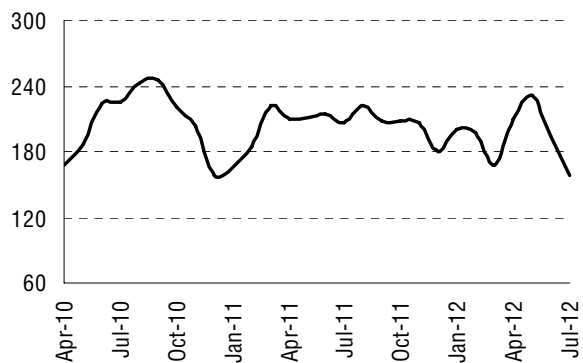
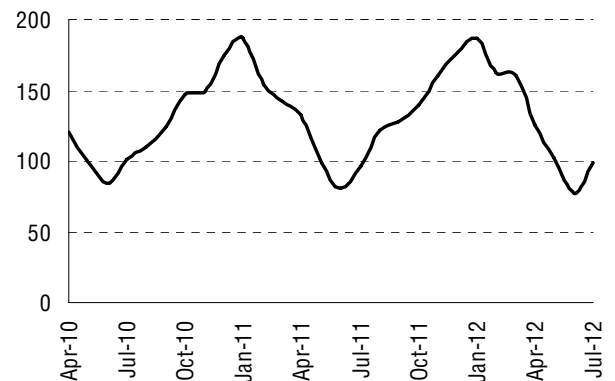
Continue...

Table 4
Annual and Monthly Indexes
Base year 1999=100

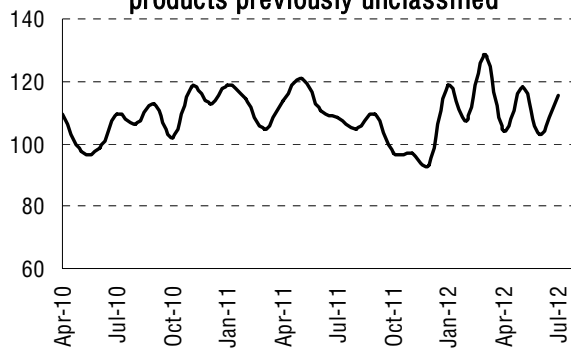
Period	Edition of newspapers, magazines and periodicals publications	Manufacture of refined petroleum	Production of cement	Manufacture of basic iron and steel	Manufacture of Automobiles		
					Family, minivans	Pickup trucks	Passen. freight transport
2007	229.59	103.78	160.85	130.65	214.58	253.52	254.14
2008	228.59	100.21	167.78	129.99	231.86	244.62	319.06
2009	223.09	93.96	151.03	102.81	181.89	198.85	126.02
2010	211.30	98.36	163.43	127.53	229.33	320.66	158.80
2011							
Jan-11	218.96	99.10	163.78	145.23	126.29	114.14	16.21
Feb-11	213.73	94.33	152.10	131.37	171.33	323.20	168.90
Mar-11	210.38	105.11	174.44	144.44	266.39	396.12	181.86
Apr-11	210.90	95.24	186.30	138.58	271.86	414.70	162.42
May-11	207.72	88.90	184.27	144.29	311.34	432.80	192.05
Jun-11	208.08	96.73	173.91	135.14	329.47	429.41	183.25
Jul-11	208.61	103.45	181.83	144.82	294.43	372.24	185.92
Aug-11	203.78	91.27	200.09	142.94	307.34	451.74	241.25
Sep-11	203.84	104.55	210.63	141.27	291.57	450.46	216.48
Oct-11	208.57	90.93	209.18	145.11	272.79	428.13	155.12
Nov-11	205.87	86.70	208.98	135.75	252.10	457.40	267.76
Dec-11	206.80	100.61	189.90	142.01	186.27	423.91	170.98
2012							
Jan-12	205.87	98.42	173.88	144.26	115.08	263.85	27.44
Feb-12	206.31	93.40	137.72	133.48	190.84	326.95	51.51
Mar-12	200.70	100.94	170.49	140.14	241.32	376.59	99.90
Apr-12	204.81	92.37	167.29	139.32	223.61	327.56	116.34
May-12	197.19	94.98	159.54	130.18	194.19	424.93	231.76
Jun-12	197.85	96.64	167.81	127.68	146.38	431.77	121.44
Jul-12	195.25	103.43	172.47	86.24	292.75	483.41	203.63

Provisional data.

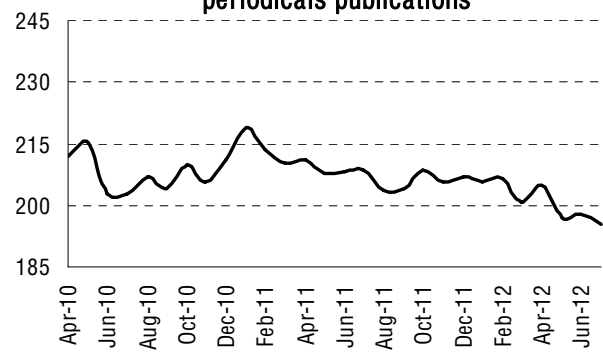
Source: Dirección Provincial de Estadística (DPE).

Production and processing of poultry**Production of cold cuts****Production of milk and dried milk products****Grinding wheat****Production of cookies and cakes****Production of beer, malt liquors and malt**

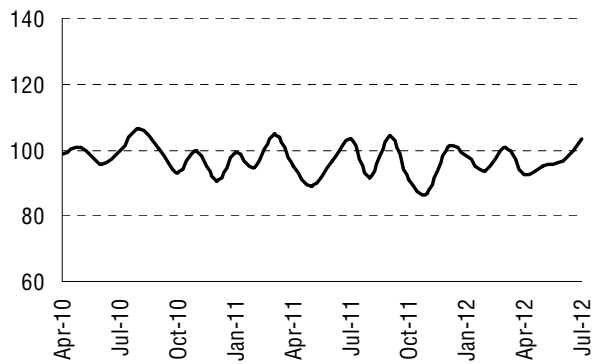
Production of cigarettes and tobacco products previously unclassified



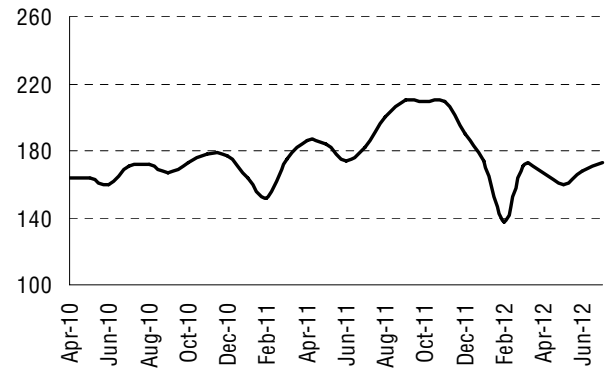
Edition of newspapers, magazines and periodicals publications



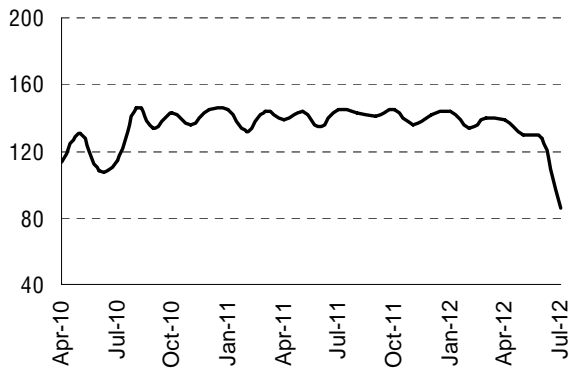
Manufacture of refined petroleum



Production of cement



Manufacture of basic iron and steel



Manufacture of family cars and minivans

